



James P. Harris, Superintendent

ADMINISTRATIVE OFFICE
531 Jones Avenue, North Braddock, PA 15104 • 412.731.1300 • 412.273.3601

Woodland Hills Families and Staff:

I hope this update finds you all safe and well. I know this has been a challenging time for families and staff. Please know that we are doing what we can to assist in this transition to a new way of educating our students. This school year has been unlike any other ever experienced in the history of education. We continually consider the health and safety of all our staff and students while creating a 100% distance learning method of delivery and receiving instruction. In our current climate though, nothing is concrete, and each day brings new guidance which requires us to adapt. We believe at this time we must send out the information as it stands right now. As noted by the Pennsylvania Department of Health, the current COVID-19 status of Allegheny County in Pennsylvania in the last 14 days has not seen a decline of positive COVID-19 cases. As such, The Woodland Hills School District will not be adding students to our in-person instruction programming for the next 30 days. As stated in our reopening plan, the District will only increase in person learning when there is a 14-day decline in positive COVID-19 cases within Allegheny County. During the week of November 16th, County COVID data will be reviewed again and a decision will be made to determine in-person instruction.

To have a successful return to school, I implore you all to follow the recommended CDC guidelines to limit personal exposure to the COVID-19 virus. If you are exposed, please get tested and quarantine immediately. By limiting the exposure to others in our community, you will help us reopen faster and make the reopening sustainable.

Thank you for your continued cooperation and patience.

Sincerely,

James P. Harris
Superintendent

JPH/tmh

Pennsylvania COVID-19 Dashboard

Confirmed Cases

13,491

Probable Cases

905

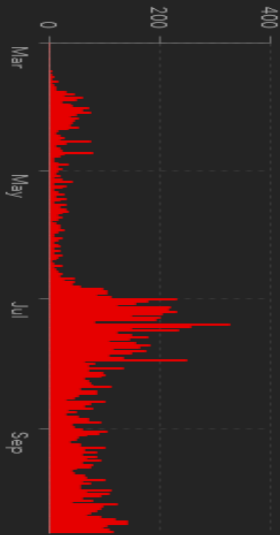
Negative Tests

199,207

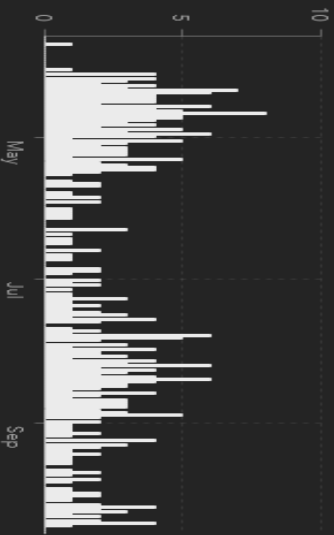
Deaths

397

Case data from PA-NEDSS. Death data is based on the date of death as reported to EDRS. Death counts for prior dates will change as additional death records are registered or amended. Case counts include confirmed and probable.



Cases by Day

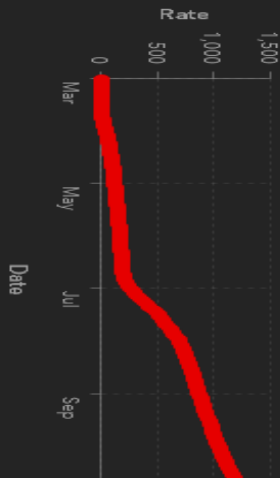


Deaths by Day

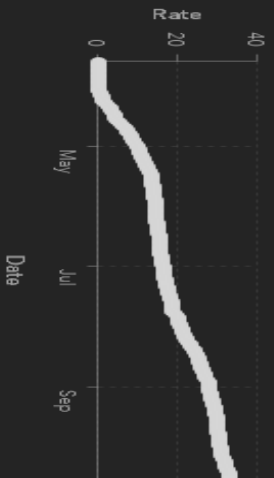
Choose a County from the dropdown

Allegheny

Cumulative Cases per 100,000



Cumulative Deaths per 100,000



The COVID-19 dashboard originally used the average of the county rates to determine the state's cumulative cases and cumulative deaths rates. These metrics for Pennsylvania were recently changed. This change from an average to a calculated rate allows for the state calculation to be consistent with the rate calculations used for each county. This change does not change the trend line for statewide cases or deaths.

Pennsylvania Cases

County Data

Zip Code Case Data

Hospital Preparedness

Cases Demographic

Deaths Demographic